

CAT® C32B


INTERNATIONAL MARITIME ORGANIZATION (IMO) TIER II
(U.S. EXPORT ONLY), CHINA NONROAD STAGE III

1350 KW (1007 HP)

INDUSTRIAL ENGINE



The C32B industrial diesel engine is built for more. Building on the legacy of the C32, the C32B features strengthened performance critical components like cylinder head, block, crankshaft, pistons, rods, and main bearings.



FEATURES AND BENEFITS

Built to Last

The C32B boasts strength from the inside out. Weighing approximately 50 kg (110 lb) more than its predecessor, the C32B's performance critical components have been strengthened and upgraded to help extend time between rebuilds.

High Power Density

C32B engines have excellent power density. With a peak power of 1007 kW (1350 hp), the C32B is ready to power a wide range of applications such as bores, drill rigs, chippers, mobile earthmoving equipment etc, and anything where dependable power is a must.

Installation

A drop-in replacement for existing C32 installations, the C32B is a fully configurable engine with numerous options.

Quality

Every Cat® engine is manufactured to the same stringent standards in order to assure customer satisfaction.

SPECIFICATION

Cylinders	V-12
Displacement, litres (in ³)	32.1 (1958.9)
Aspiration	Twin turbocharged aftercooled
Bore and stroke, mm (in)	145 x 162 (5.7 x 6.4)
Maximum power, kW (hp)	1007 (1350)
Rated speed, rpm	1800-2100
Maximum torque, Nm (lb ft) @ rpm	6166 (4548) @ 1400
Combustion system	MEUI injection
Weight, kg (lb)	2996 (6605)
Rotation (viewed from flywheel)	Anti-clockwise

For additional information on all your power requirements, visit www.cat.com/industrial

All information in this document is substantially correct at time of printing and may be altered subsequently.
Photographs are for illustrative purposes only and may not reflect final specification.
Final weight and dimensions will depend on completed specification.
Information subject to selected configuration, and subject to change without notice.
Engine power measured per ISO 14396:2002

AEXJ0161-01 (11-24)

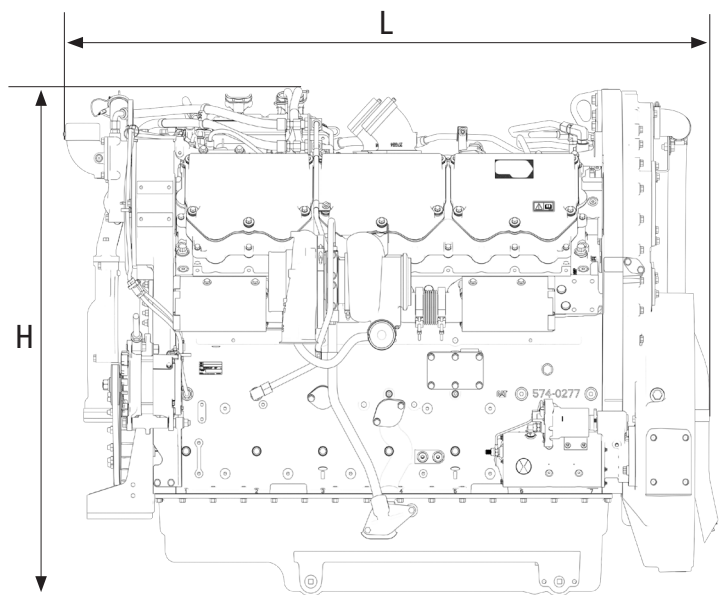
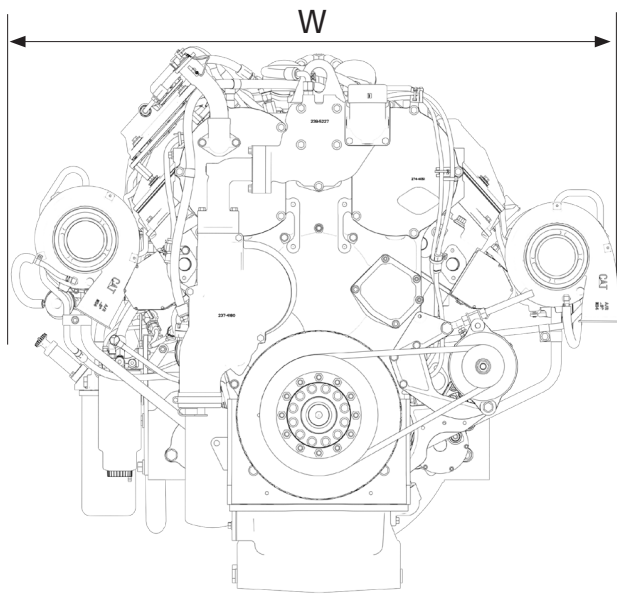
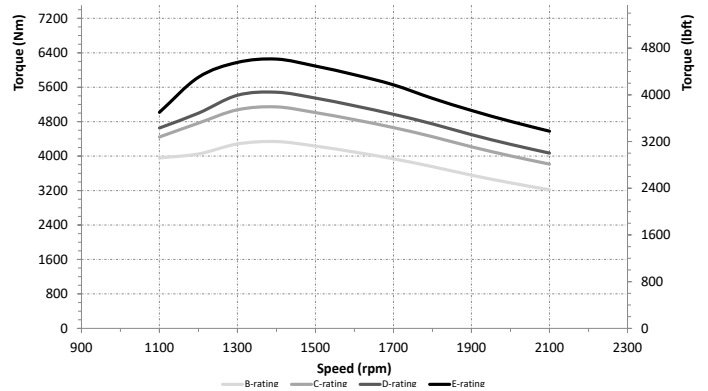
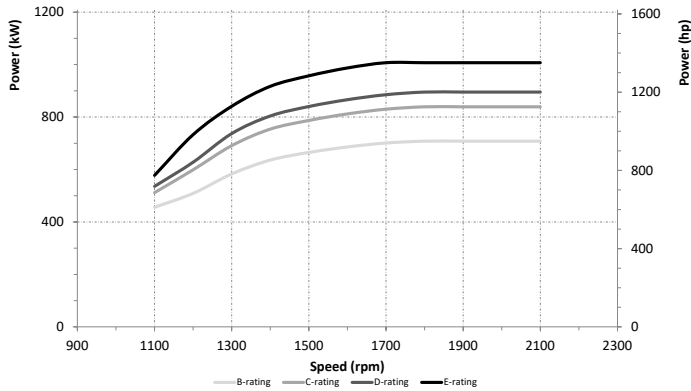
© 2024 Caterpillar. All Rights Reserved. CAT, CATERPILLAR, LET'S DO THE WORK, their respective logos, "Caterpillar Corporate Yellow", the "Power Edge" and Cat "Modern Hex" trade dress as well as corporate and product identity used herein, are trademarks of Caterpillar and may not be used without permission.

CAT® C32B

INTERNATIONAL MARITIME ORGANIZATION (IMO) TIER II
(U.S. EXPORT ONLY), CHINA NONROAD STAGE III

1350 KW (1007 HP)

INDUSTRIAL ENGINE



DIMENSIONS AND WEIGHTS

Length (including fan), mm (in)	1917 (75.5)
Width, mm (in)	1479 (58.2)
Height, mm (in)	1319 (51.9)
Weight, kg (lb)	2996 (6605)

For additional information on all your power requirements, visit www.cat.com/industrial

All information in this document is substantially correct at time of printing and may be altered subsequently. Photographs are for illustrative purposes only and may not reflect final specification. Final weight and dimensions will depend on completed specification. Information subject to selected configuration, and subject to change without notice. Engine power measured per ISO 14396:2002

AEXJ0161-01 (11-24)

© 2024 Caterpillar. All Rights Reserved. CAT, CATERPILLAR, LET'S DO THE WORK, their respective logos, "Caterpillar Corporate Yellow", the "Power Edge" and Cat "Modern Hex" trade dress as well as corporate and product identity used herein, are trademarks of Caterpillar and may not be used without permission.